

CONNECTING THE VISION

Restoring sight through collaboration, education and innovation.



Ophthalmologist Spotlight

Dr. Robert Gross is the ocular medical director for Donor Network of Arizona (DNA), and has been in practice in the Phoenix/Metro area for more than 17 years.


[Read more](#)



What's New: Pre-Loaded DMEK

DNA's Eye Bank announces a new process that will help surgeons performing a DMEK procedure reduce OR time and supplies needed for the procedure.

[Read more](#)



Eye Bank Statistics

2017 was a phenomenal year for DNA's Eye Bank and the hundreds of recipients locally, domestically and internationally who had sight restored. Click below to see the statistics that made 2017 a year that DNA's Eye Bank will remember in their fight to restore sight.

[Read more](#)

Ophthalmologist Spotlight

Robert Gross, M.D.

Ocular Services Medical Director
Donor Network of Arizona Eye Bank



Robert Gross, M.D., is the ocular services medical director for Donor Network of Arizona's (DNA) Eye Bank and president of Cornea and Cataract Consultants of Arizona, where he specializes in corneal transplant and cataract surgery.

What initially sparked your interest in donation?

During my fellowship at UC Davis, we brought corneas from Sacramento to Ensenada, Mexico, to perform transplants on underserved patients. We screened hundreds of patients who had no access to corneal tissue and restored vision to 15 of them. I realized the importance of donation, recovery and placement, and the profound difference it can make in the lives of patients. I have been involved in donation ever since that experience.

Why did you take on the role of medical director at DNA?

When I arrived in Phoenix in 1996, my partner Ed Shaw was the medical director, and he told me all about the organization and the great work they have always done. I took over from him in 1998 as medical director for DNA and it has been very rewarding to participate in the transformation the eye bank has undergone to the incredible organization it is today.

What do you think donation offers to your patients' families?

The gift of donation transforms my patients' lives by increasing their productivity and enjoyment of life. Their families also benefit from this restored vision because the patient can now be free of the burdens of blindness and concentrate on being more involved in business and family interactions.

Where do you see donation going in the future?

Tissue processing leading to thinner corneal transplants, such as DSAEK and DMEK, has greatly improved our clinical outcomes, recovery times and patient satisfaction. In the future, we may be able to culture tissue and provide for even more patients. I will continue to work closely with DNA's Eye Bank to further improve the safety and efficacy of donation.

What's New: Pre-Loaded DMEK

DNA's new process may reduce surgeon OR time

DNA's Eye Bank is committed to providing surgeons with quality tissue for surgical and research uses. As part of this commitment, DNA's Eye Bank is proud to announce the Pre-Loaded DMEK service as an option to minimize OR time.



DNA Pre-Loaded DMEK:

- Tissue is prepared according to surgeons' specifications (graft size, S stamp, etc.)
- Securely stored in a Straiko Modified Jones Tube for DMEK
- Scrolled graft is stored in 20 mL of Optisol-GS™
- Reduces OR time and supplies needed

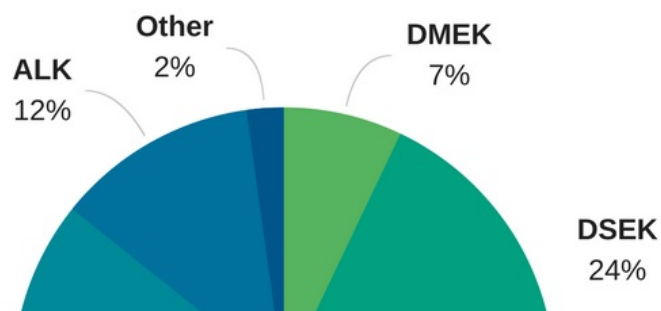
DNA's Eye Bank provides a wet lab for surgeons interested in including DMEK as a surgical option. The DMEK wet lab includes research whole globes and pre-loaded grafts at DNA's on-site operating rooms at no cost to the surgeon. We invite everyone to visit our facility to observe the eye donation and corneal tissue processing at any time. Reach out to us to schedule a visit.

Questions? Please [contact](#) DNA's Eye Bank staff for more information

2017: Another year and hundreds more helped in the fight to restore sight

2017 was a great year as DNA was able to help over 1,000 individuals in need of a corneal transplant.

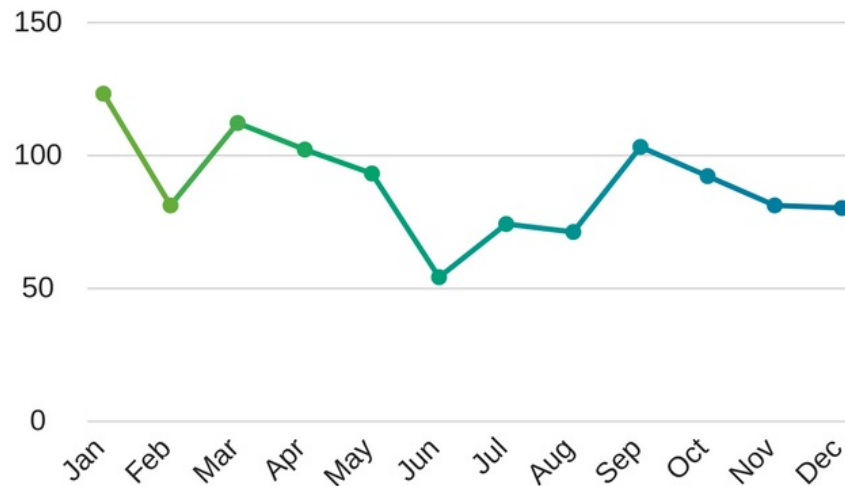
TOTAL CORNEAS TRANSPLANTED: 1,066





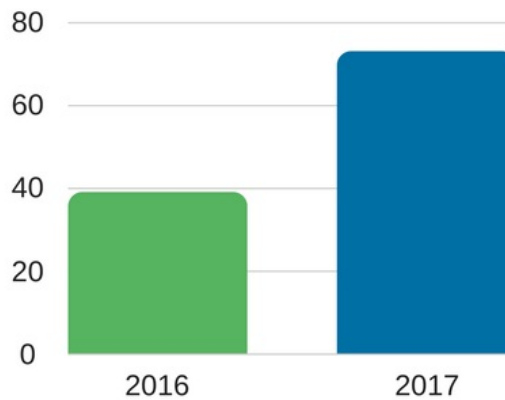
PKP
54%

MONTHLY SURGERY TOTALS



TRANSPLANTED DMEK TISSUE

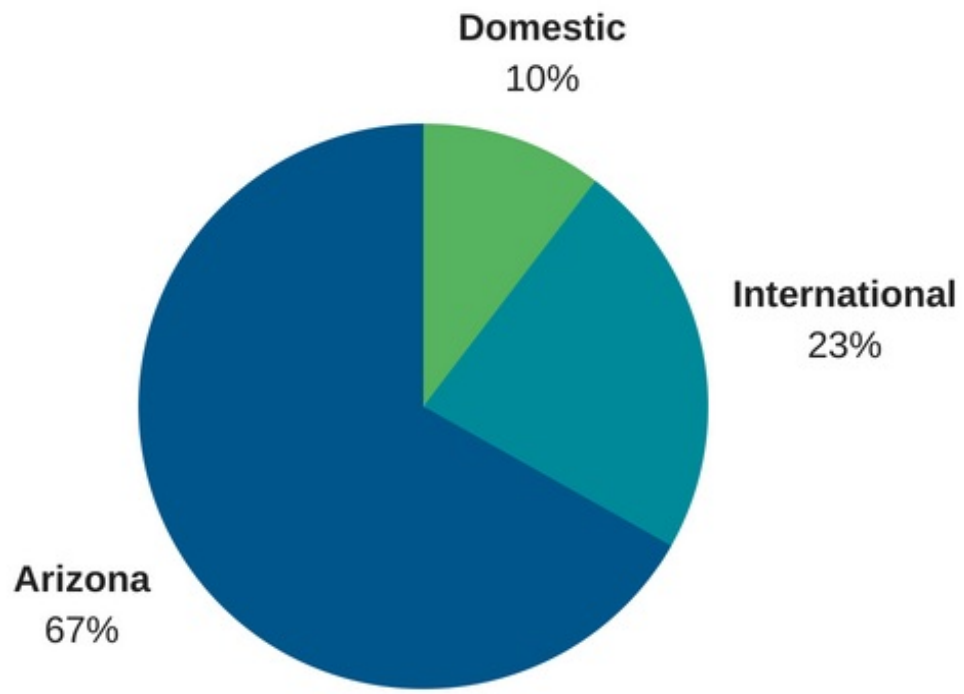
In 2017, DNA's Eye Bank nearly doubled the amount of DMEK tissues prepared for transplant from the prior year.



International Placements

Helping in other countries

In 2017, DNA's Eye Bank was privileged to work with various surgeons throughout the world to fulfill DNA's mission internationally.



Upcoming Events

June 6-9

EBAA Conference

Philadelphia, PA

July 9-21

Donate Life ECHO

Every Community Has Opportunity

A national two-week outreach campaign focused on the importance of donation in multicultural communities.

October 25

EBAA Fall Leadership Meeting

Chicago, IL

November

National Eye Donation Month

Previously celebrated in March

Online Surgeon Request Portal now available!

Enter tissue requests electronically

Save time from the email and fax process, and schedule surgery requests online!

To enter electronic requests, reach out to DNA's Eye Bank staff at eyebank@dnaz.org for more information.

OUR MISSION

***WE MAKE THE MOST OF LIFE THROUGH
THE GIFT OF ORGAN, EYE AND TISSUE DONATION.***

OUR VISION

***WE CHALLENGE OURSELVES AND OTHERS EVERY DAY
TO REALIZE ARIZONA'S POTENTIAL
TO SAVE AND IMPROVE LIVES.***
